

To-Do List

iPhone Application: Product Requirements & Documentation

IMD470, Team 1
Thalia Kemp, PM/IA
Christina Garcia, UX
Gary Ziemer, Dev

Date: 3.02.2010

Contents

I. Product Requirements Document

II. Sitemap

III. Context Map

IV. Wireframes

V. Styleguide

TRIMOBILE

To-Do List App

Product Requirements Document

Author: Thalia Kemp, IMD470, Team 1
Document Version: 3.0
Date: 3.03.2010

1. Summary

The primary goal of this application is to allow users to create a to-do list and check items off that list, all from a mobile device. The secondary goal of the application is to allow users to manage different lists.

2. Requirements – Dashboard Screen

2.1 Navigation

2.1.1 (R) At a minimum a User must be able to see the following navigation items:

2.1.1.1 About

2.1.1.2 Ability to view Details by clicking the > symbol to the right, of the List name.

2.1.1.3 Add List

2.2 Lists

2.2.1 (R) At a minimum a user must be able to view the following Lists on the Dashboard screen.

2.2.1.1 All Tasks

2.2.1.2 School

2.2.1.3 Work

2.2.2 (S) A user should be able to view the total number of tasks within each List beside the List name.

2.2.3 (R) A user must be able to access a screen showing all tasks within a particular List by pressing the > symbol beside the List name.

2.2.4 (R) At a minimum a User must be able to add a List by pressing the 'Add List' button on the Dashboard screen

3. Requirements – About

3.1 Navigation

3.1.1 (R) At a minimum a User must be able to see the following navigation items:

3.1.1.1 Close

- 3.1.2 (R) At a minimum a User must be able to see the current version number of the application and an overview of the applications use.

4. Requirements – Add List

4.1 Adding a List

- 4.1.1 (R) A user must be able to create new lists to hold tasks.
- 4.1.2 (R) A user must be able to input the following for each new List:
 - 4.1.2.1 'List name'
- 4.1.3 (R) A user must be able to Save the new List using the Add button
- 4.1.4 (R) A user must be able to cancel creation of the new List using the Back button.

5. Requirements – List Details

5.1 Navigation

- 5.1.1 (R) At a minimum a User must be able to see the following navigation items:
 - 5.1.1.1 Back
 - 5.1.1.2 Add Task

5.2 Viewing your task list

- 5.2.1 (R) A user must be able to view all incomplete tasks.
- 5.2.2 (R) A user must be able to view all completed tasks.
 - 5.2.2.1 If there are no tasks, the 'add a new task' screen will appear.
- 5.2.3 (R) A user must be able to view the following for each task:
 - 5.2.3.1 Task name
 - 5.2.3.2 Checkbox
 - 5.2.3.2.1 Unchecked items indicate the task is incomplete.

5.2.3.2.2 Checked items indicate the task was completed.

5.3 Marking tasks as completed

5.3.1 (R) A User must be able to Select a checkbox next to the item to mark as Completed.

5.3.1.1 (R) A User must be able to toggle the checkbox to update status of a task.

6. Requirements – Add Task

6.1 Navigation

6.1.1 (R) At a minimum a User must be able to see the following navigation items:

6.1.1.1 Add

6.1.1.2 Back

6.2 Creating a Task

6.2.1 (R) A user must be able to perform the following for each new task:

6.2.1.1 Input 'Task name'

6.2.1.2 Select 'List Name' from dropdown menu

6.2.2 (R) A user must not be able to create a new List from the Add Task screen.

6.2.3 (R) A user must be able to save the task using the Add button.

6.2.4 (R) A user must be able to cancel creation of the new task using the Back button.

To-Do List App: iPhone Application Sitemap



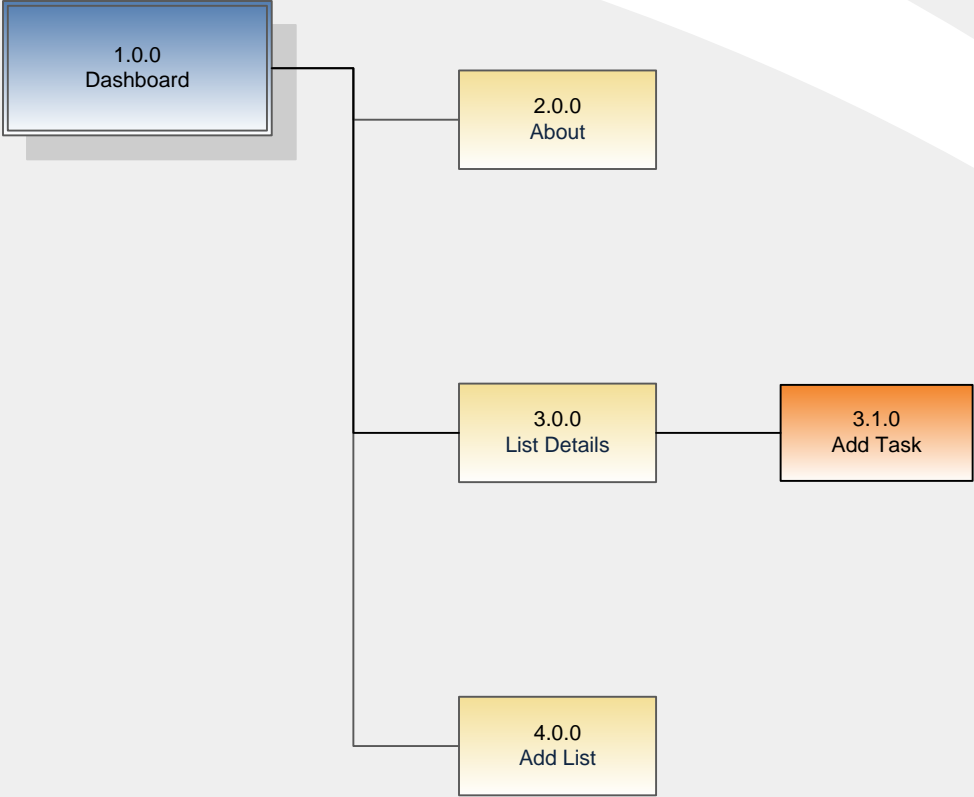
Landing Screen



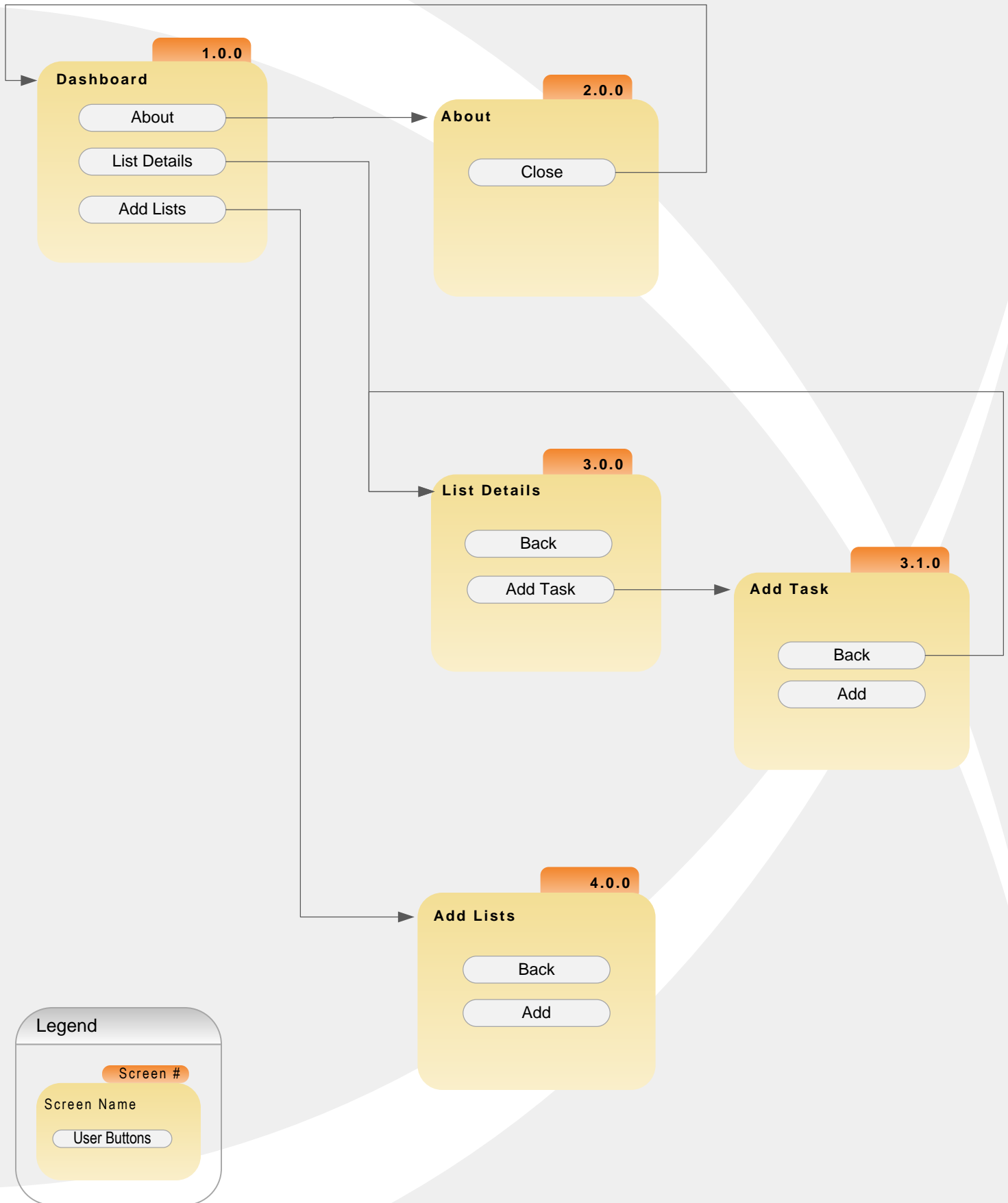
Interior Screen



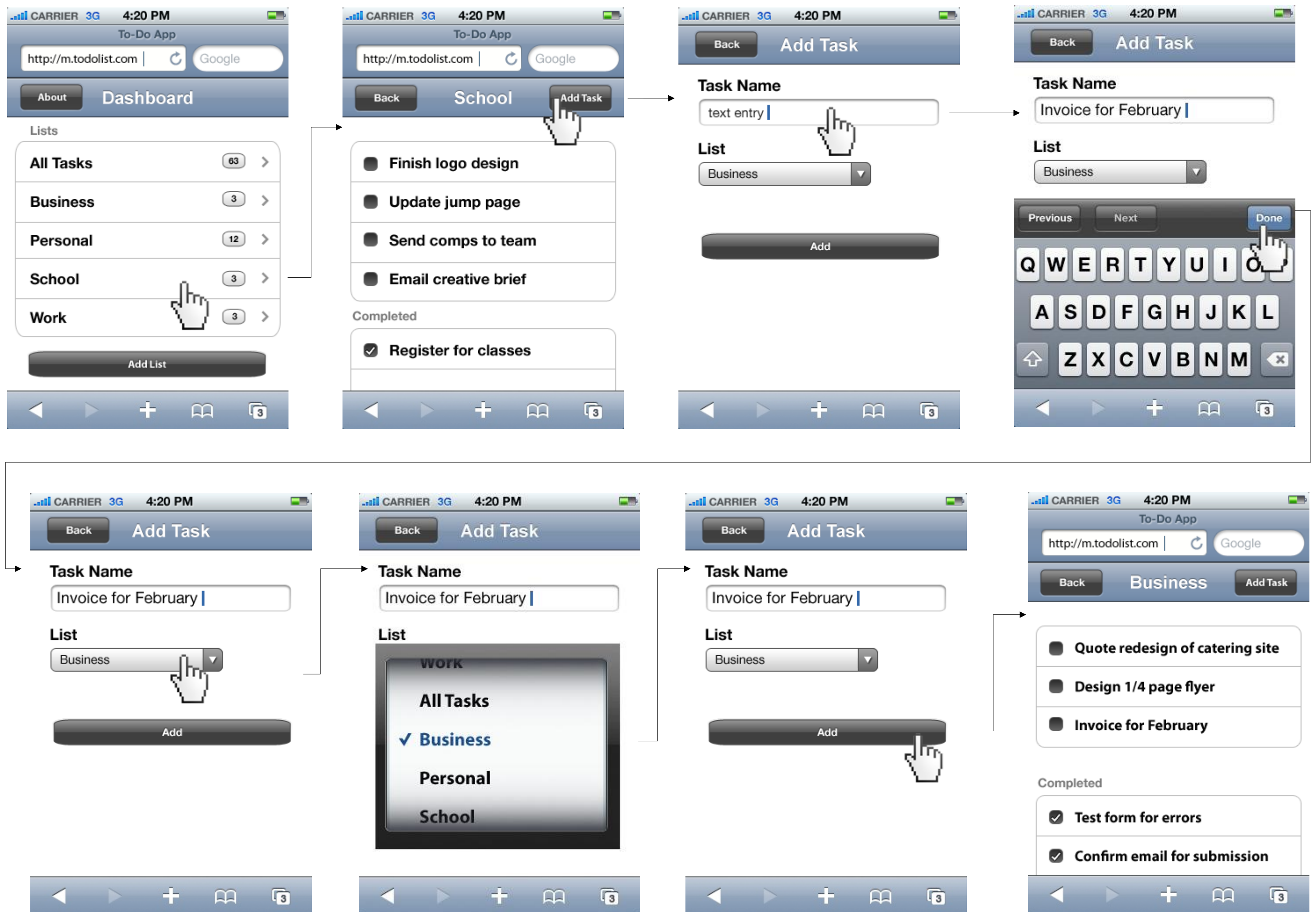
Tertiary Screen



To-Do List App: iPhone Application Context Map



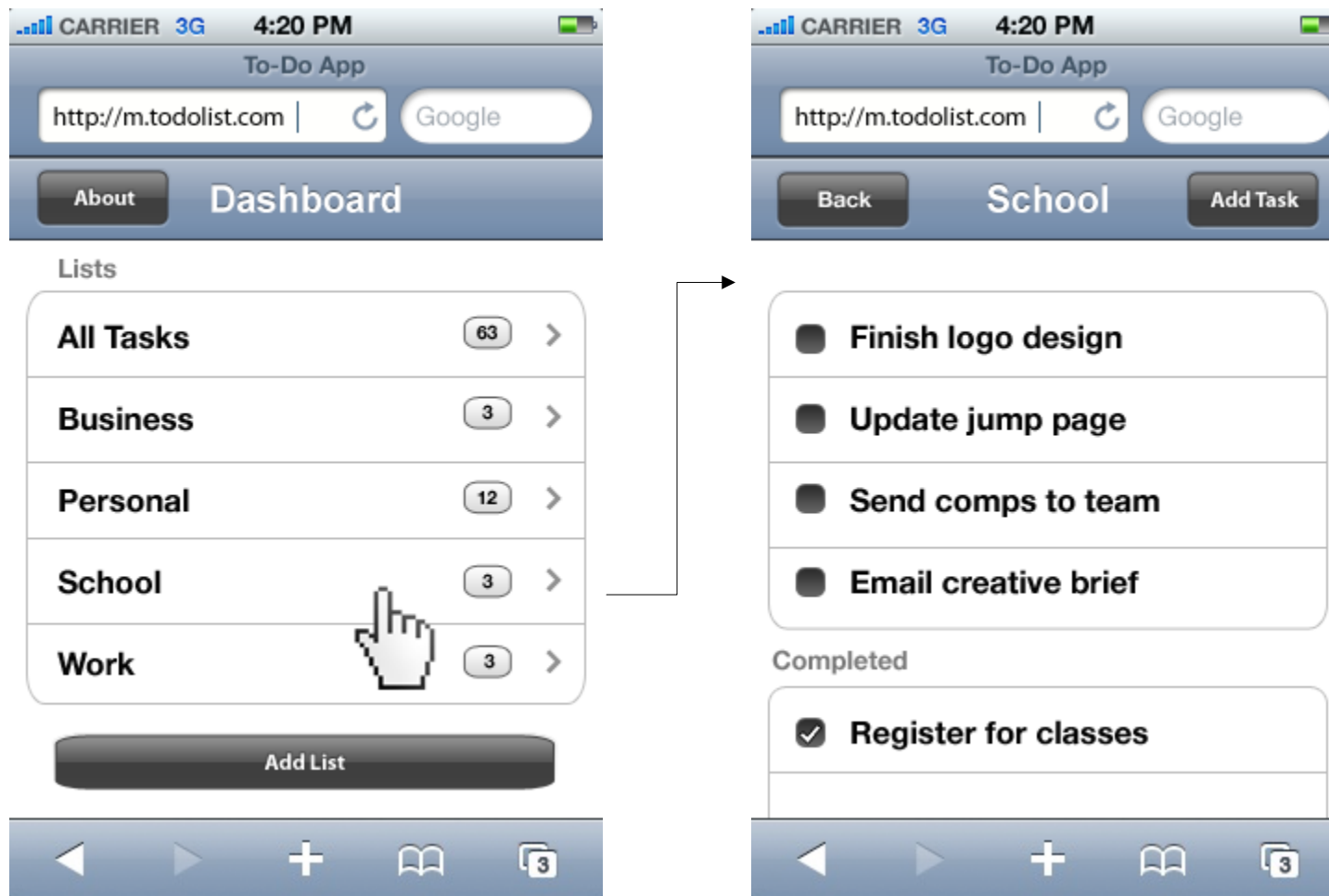
3.1.0 To-Do List iPhone Application: Wireframe Add Task & Choose List



3.0.0

To-Do List iPhone Application: Wireframe

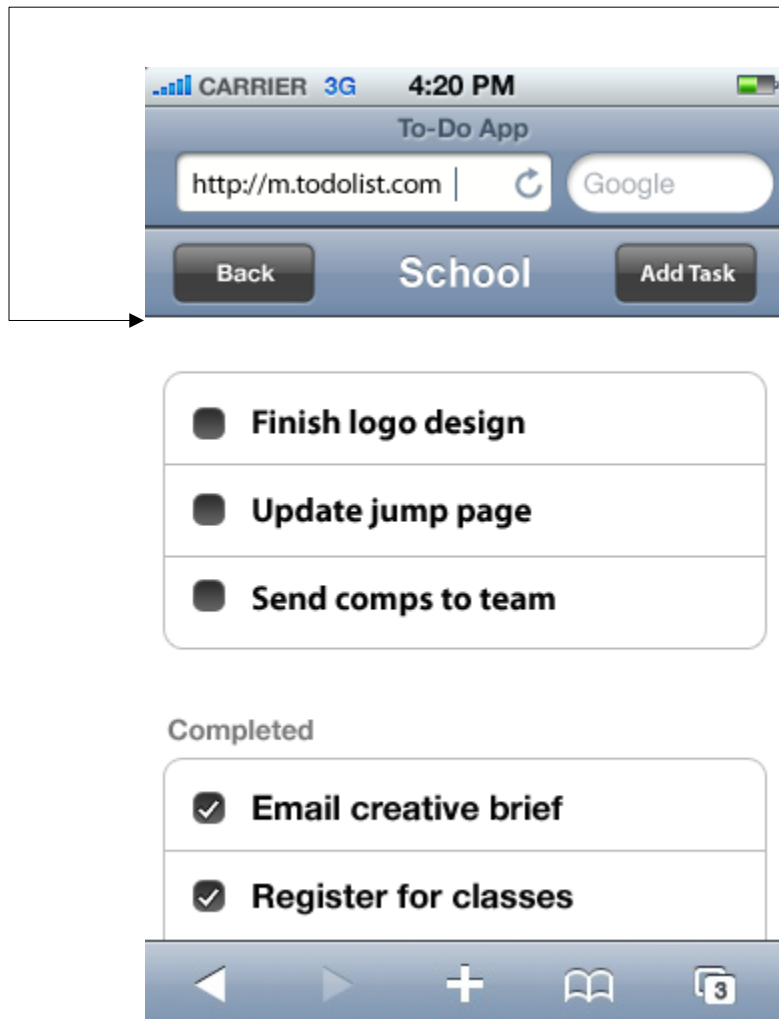
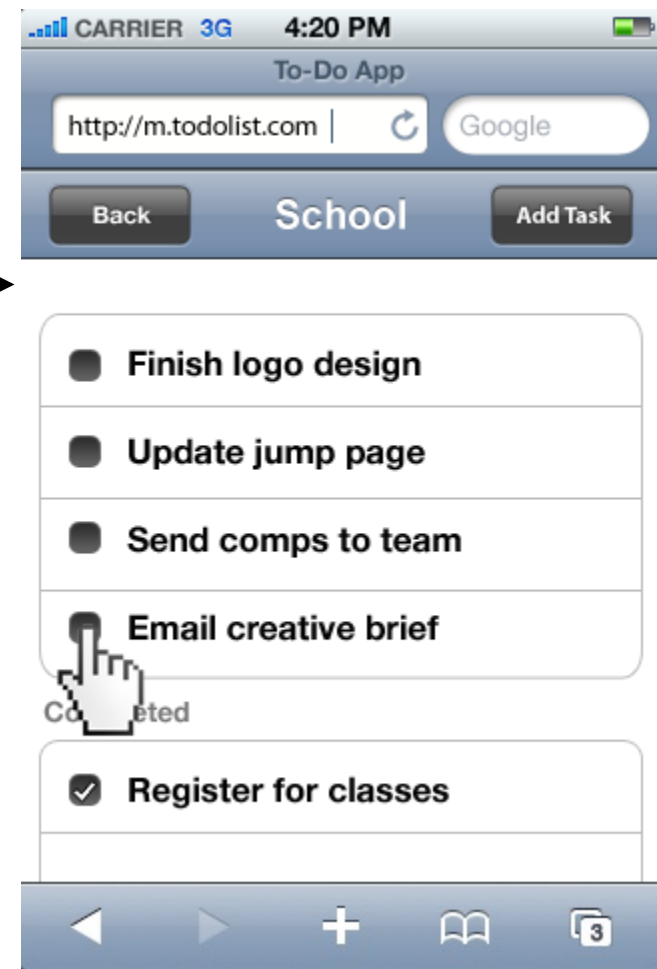
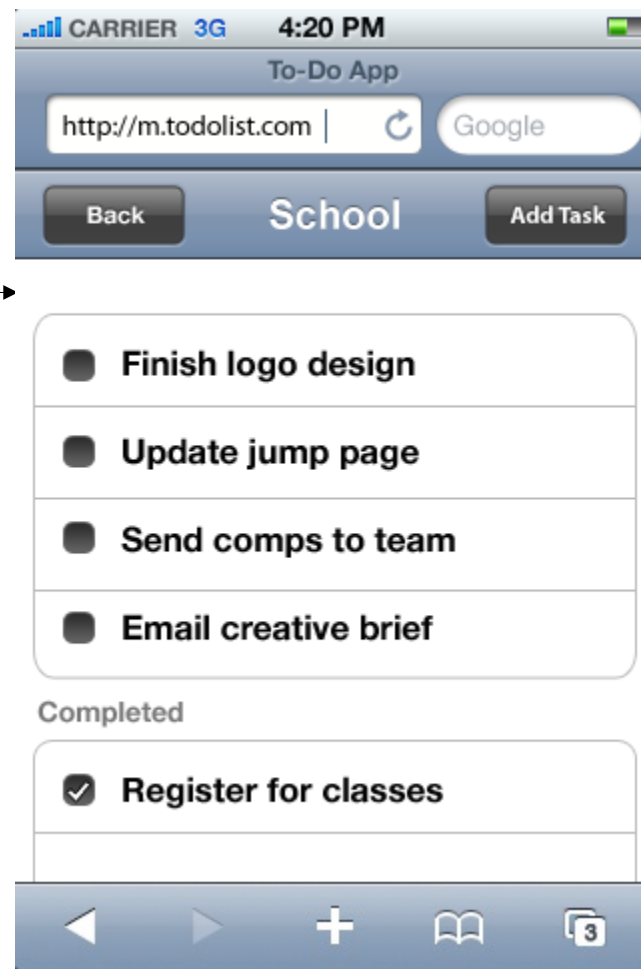
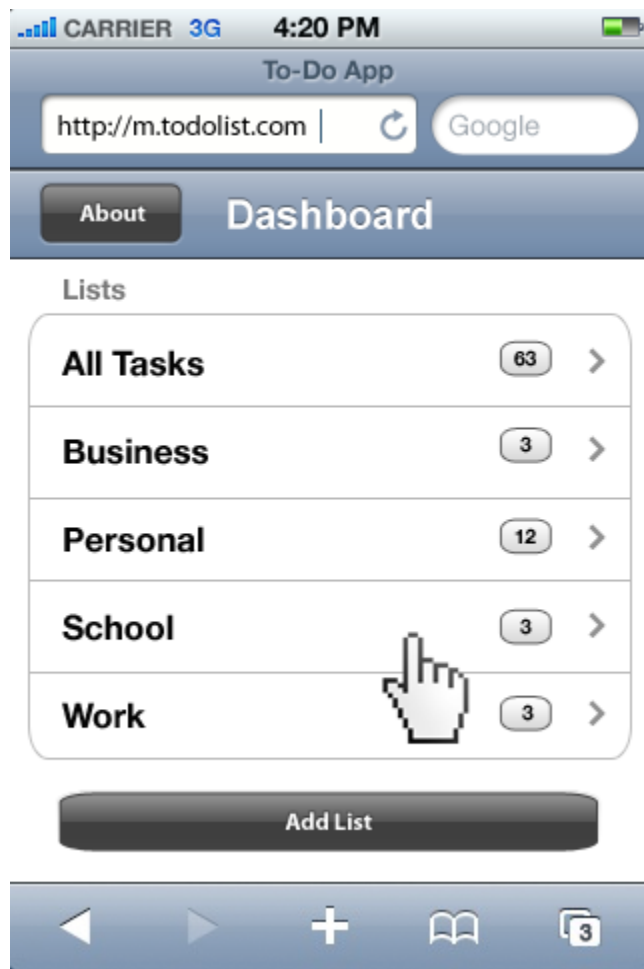
View Tasks for a Particular List



3.0.0

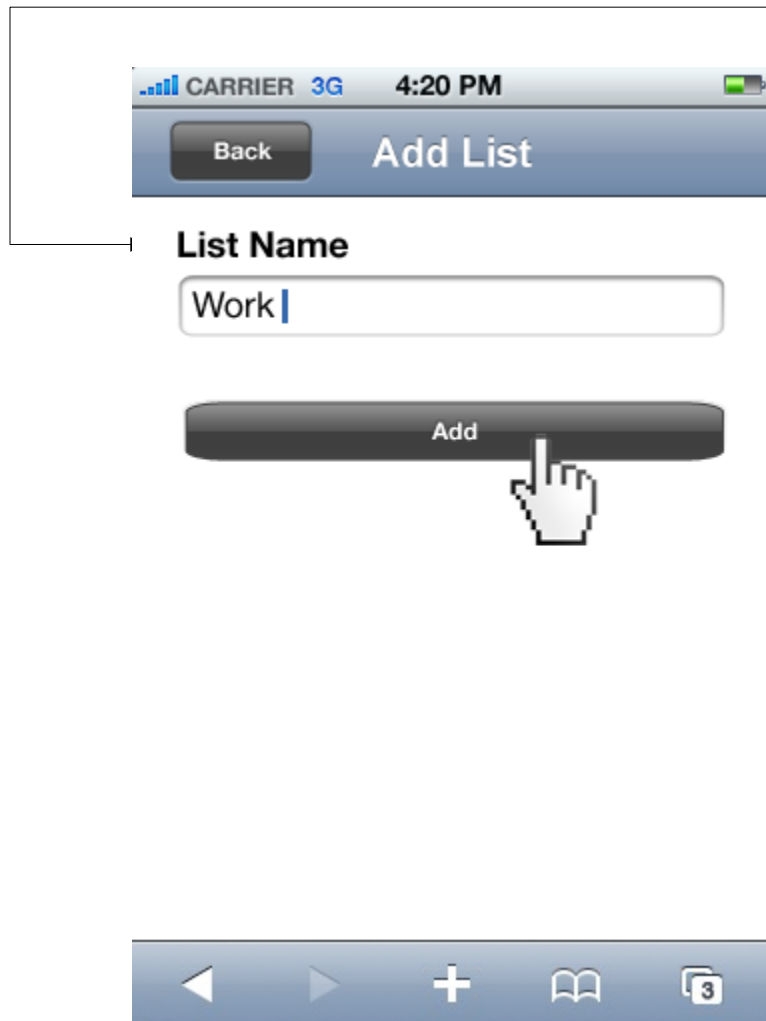
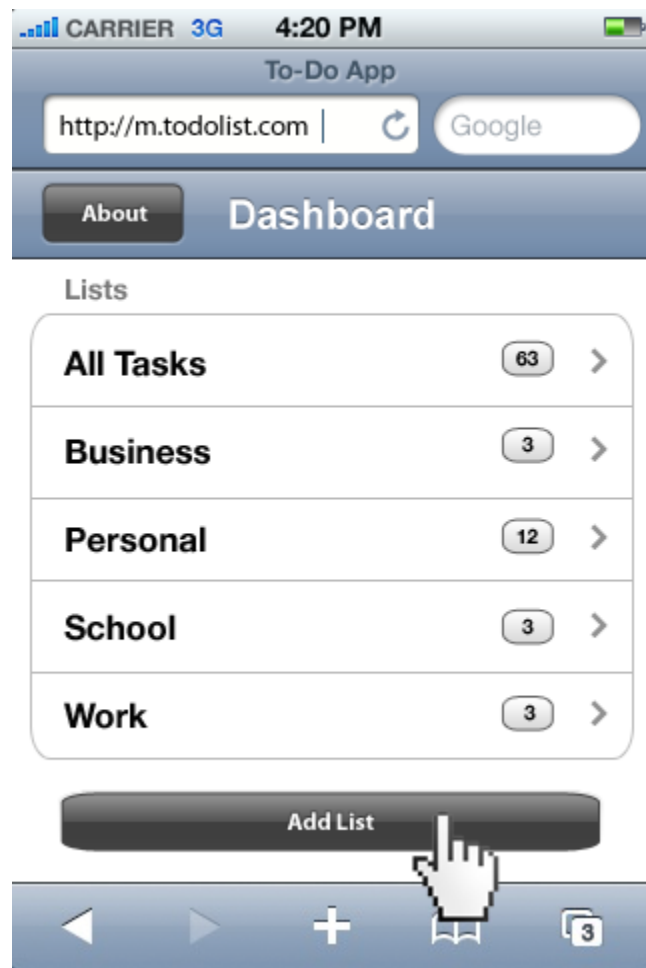
To-Do List iPhone Application: Wireframe

Mark Task as Complete



4.0.0 To-Do List iPhone Application: Wireframe

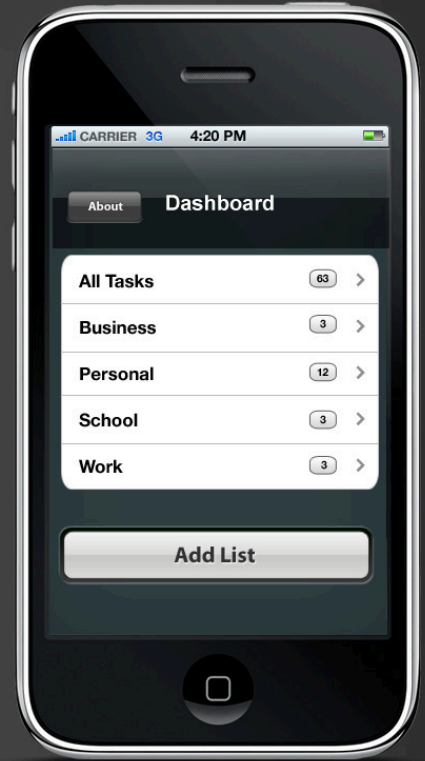
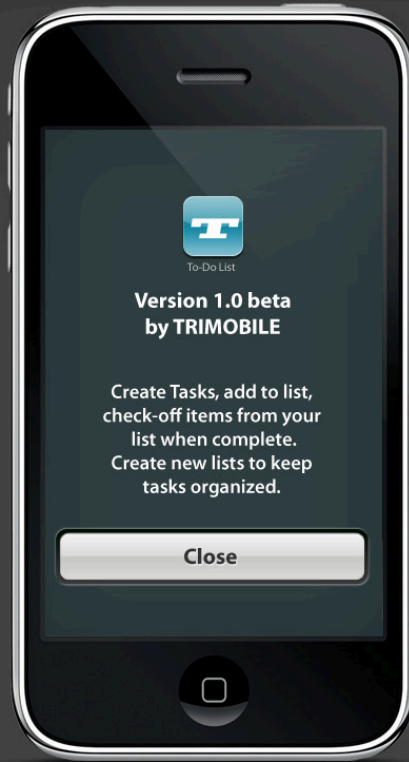


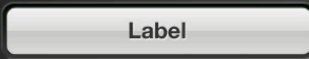
Add List



Styleguide

HelveticaNue Bold
abcdefghijklmnopqrstuvwxyz
1234567890~!@#%&^*()_+

A
B
C
D
E
F
G
H
I
J
K
L
M
N
O
P
Q
R
S
T
U
V
W
X
Y
Z



Navigation Buttons:

For easy of use and usability all buttons will be styled consistently with iPhone SDK.

The interface will utilize the framework and interface of jQTouch

User Interface - Plastic Lists

Animation - Slide Transitions between screens