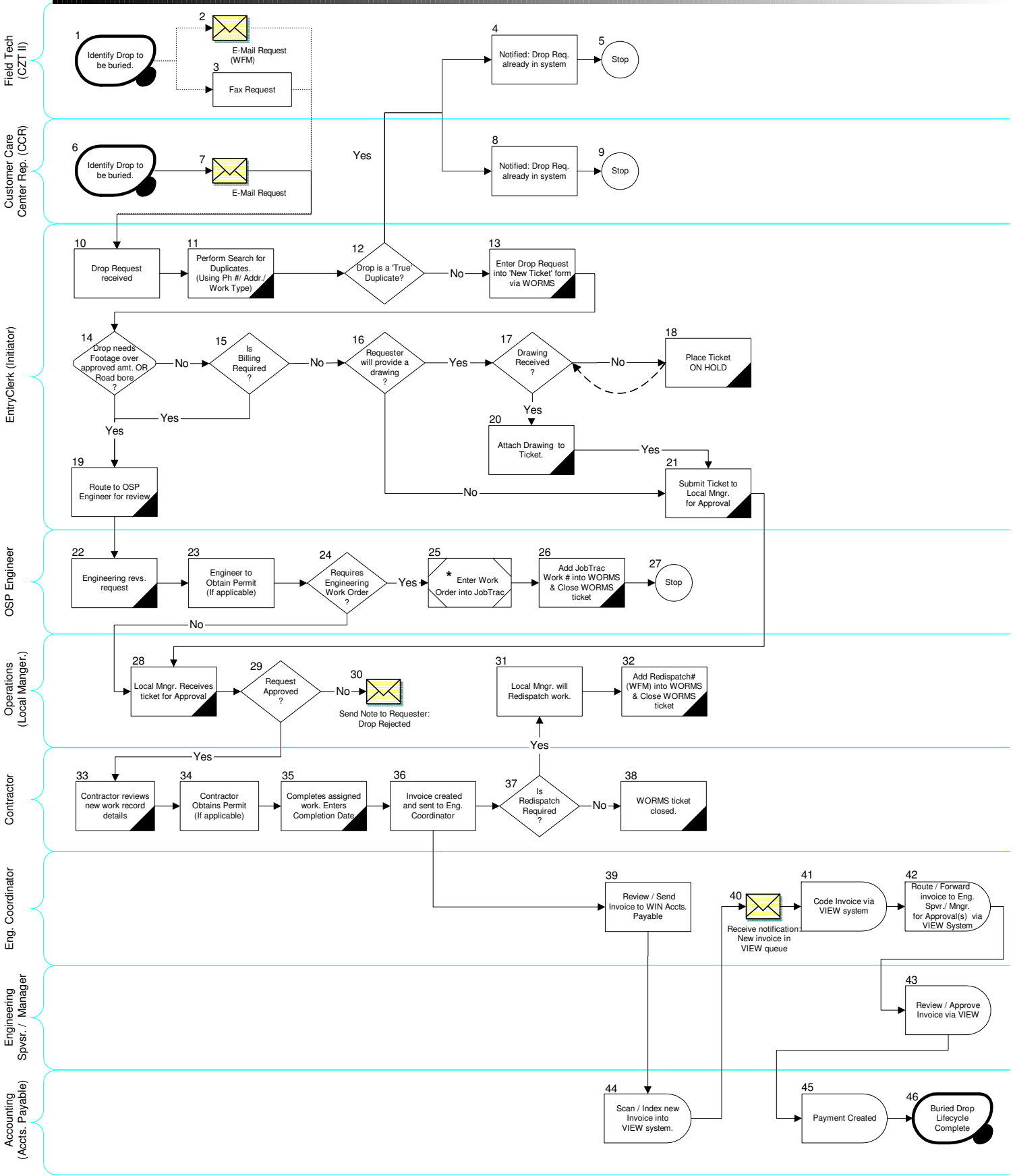
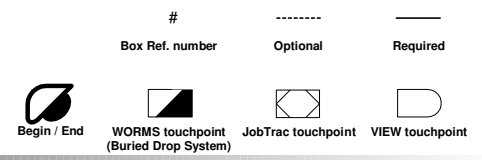
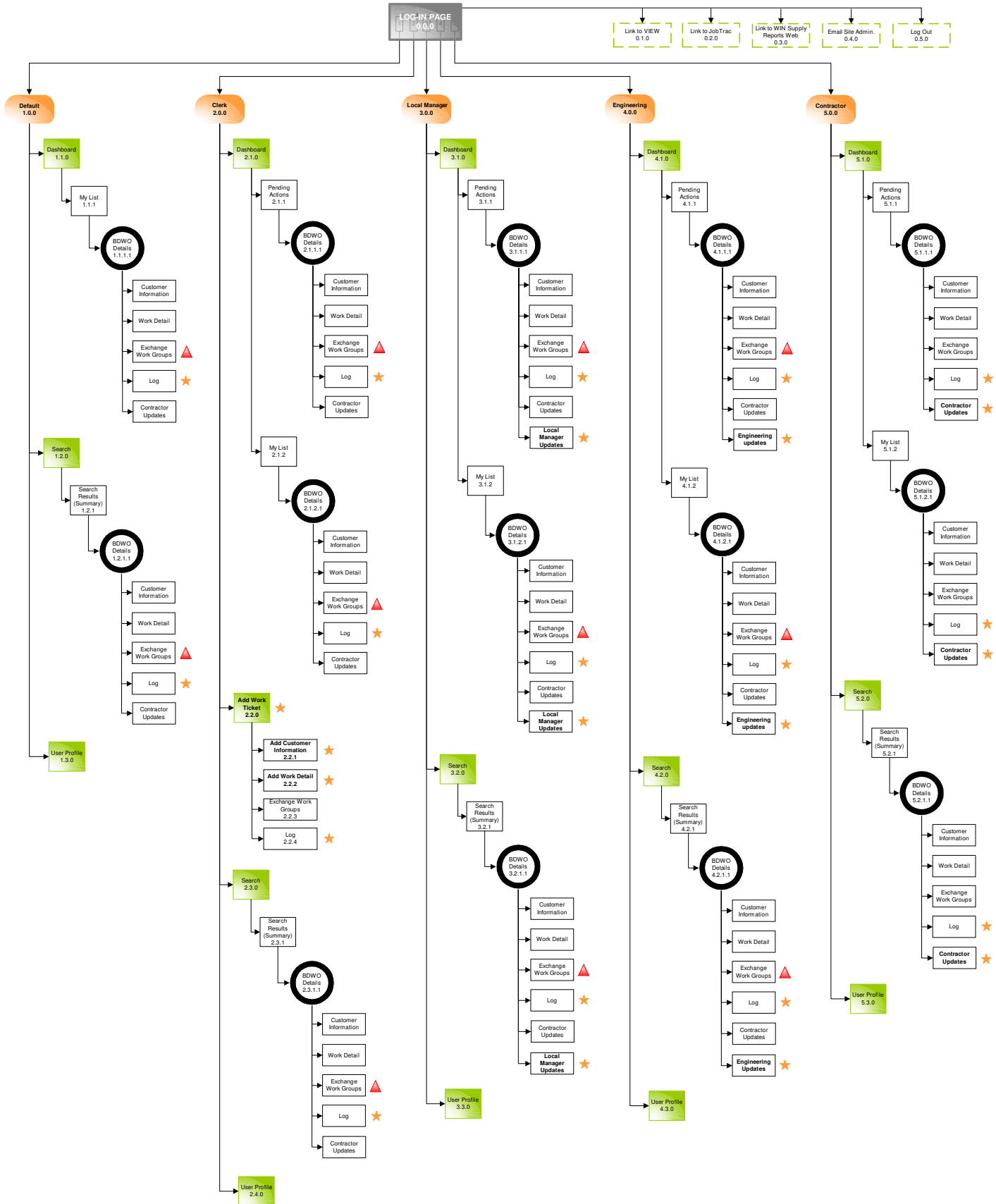
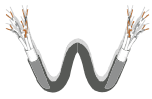


W.O.R.M.S Work Order Repository & Management System Buried Drop Lifecycle







Welcome, Default User's Name

DASHBOARD

ADD WORK TICKET

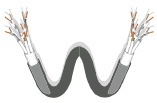
SEARCH

USER PROFILE

My List:Summary

Remove from My List	BDWO Ticket ID	Work Type	Status ID	Status Description	Held Reason	NPANXX	Exchange	Origin Date & Time	State	County	Customer Name	Customer Phone No.	Age	Original Commitment	Revised Commitment	Drop Completion Date	Viewed / Accepted by Contractor	RequestorID (Emp.ID)
<input checked="" type="checkbox"/>	1																	
<input checked="" type="checkbox"/>	2																	
<input checked="" type="checkbox"/>	3																	
<input checked="" type="checkbox"/>																		
<input checked="" type="checkbox"/>																		
<input checked="" type="checkbox"/>																		
<input checked="" type="checkbox"/>																		
<input checked="" type="checkbox"/>																		
<input checked="" type="checkbox"/>																		

REMOVE



Welcome, Default User's Name	DASHBOARD	ADD WORK TICKET	SEARCH	USER PROFILE	
------------------------------	-----------	-----------------	--------	--------------	--

TICKET DETAILS

Exchange Work Groups

BDWO Ticket ID

Work Type

Local Manager

Footage Placed

OSP Engineer

OSP Engineer

Const./Eng Project Manager

Const./Eng Project Manager

Escalate BDWO ?

Yes No

Escalation Reason

Contractor Name

Contractor Name

NPANXX Exchange

NPANXX Exchange

Region

Region

District #

District #

District OPS

District OPS

Standard Interval (Days)

Drop Ft. Allowed

Standard Interval (Days)

Drop Ft. Allowed

BU for Units

BU for Units

Customer Information

BDWO Ticket No.: #####

Origin Date & Time: mm/dd/yyyy hh:mm:ss

***Work Type** Status ID Status Description

***Exchange** *Customer Phone No. *Customer Name.

***Terminal (Pedestal)** *House Number *Street Name *City *State

***RequestorID (Emp.ID)** Customer CBR TFN *Nearest Intersection *County *Rt/Lead

***Directions**

Original Commitment Revised Commitment

Township Range

Section Latitude

Subdivision Longitude

Customer Billing Required ?

Customer Approved Billing?

SLA Exclusion ?

Service Order # (DCRIS)

DCRIS SO Contact Date

Work Detail

Status ID Status Description

*Temp Drop Placed ? HELD REASON

*One Call Ref. Number *One Call Date & Time *Construction Area Marked ?

*Footage Est. *Feeding Facility *Drop Cable No. of Pairs Station Work Req. Customer Provided Trench? Nid Required *Easement Required ?

Bore Footage Est. Road Type Cross or Parallel Road Customer Provided Conduit? Ground Rod *Customer Permission ?

Add Attachment

*Permit Required ?

Select type: State Permit County Permit

*Notes to Contractor

Contractor Updates

Viewed / Accepted by Contractor: mm/dd/yyyy hh:mm:ss

Contractor Crew Footage Placed

Contractor Completion Date

Redispatch Required ?

Local Manager Updates

Approved by Local Manager mm/dd/yyyy hh:mm:ss

Redispatch # (WFM)

Engineering Updates

JobTrac Work Order #

LOG

Log: System Entries

Enter Comment

Append Log

APPROVE DENY CLOSE CANCEL



Welcome, Drop Clerk's Name	DASHBOARD	ADD WORK TICKET	SEARCH	USER PROFILE
----------------------------	------------------	-----------------	--------	--------------

Pending Actions:Summary

BDWO Ticket ID	Work Type	Status ID	Status Description	Held Reason	NPANXX	Exchange	Origin Date & Time	State	County	Customer Name.	Customer Phone No.	Age	Original Commitment	Revised Commitment	Drop Completion Date	Viewed / Accepted by Contractor	RequestorID (Emp.ID)
4																	
5																	
6																	

My List:Summary

<input type="checkbox"/>	BDWO Ticket ID	Work Type	Status ID	Status Description	Held Reason	NPANXX	Exchange	Origin Date & Time	State	County	Customer Name.	Customer Phone No.	Age	Original Commitment	Revised Commitment	Drop Completion Date	Viewed / Accepted by Contractor	RequestorID (Emp.ID)
<input checked="" type="checkbox"/>	1																	
<input checked="" type="checkbox"/>	2																	
<input checked="" type="checkbox"/>	3																	
<input checked="" type="checkbox"/>																		
<input checked="" type="checkbox"/>																		
<input checked="" type="checkbox"/>																		
<input checked="" type="checkbox"/>																		
<input checked="" type="checkbox"/>																		



Welcome, Drop Clerk's Name

DASHBOARD

ADD WORK TICKET

SEARCH

USER PROFILE

Exchange Work Groups

BDWO Ticket ID

Work Type

Local Manager

OSP Engineer

Const./Eng Project Manager

Escalate BDWO ?

 Yes No

Escalation Reason

Contractor Name

NPANXX Exchange

Region

District #

District OPS

Standard Interval (Days)

Drop Ft. Allowed

BU for Units

Add Customer Information

BDWO Ticket No.: #####

*Work Type	Status ID	Status Description	Origin Date & Time: mm/dd/yyyy hh:mm:ss		Customer Billing Required ?
<input type="text"/>	<input type="text"/>	<input type="text"/>			<input type="checkbox"/> Yes <input checked="" type="checkbox"/> No
*Exchange	*Customer Phone No.	*Customer Name	Original Commitment	Revised Commitment	Customer Approved Billing?
<input type="text"/>	<input type="text"/>	<input type="text"/>	<input type="text"/>	<input type="text"/>	<input type="checkbox"/> Yes <input checked="" type="checkbox"/> No
*Terminal (Pedestal)	*House Number	*Street Name	*City	*State	SLA Exclusion ?
<input type="text"/>	<input type="text"/>	<input type="text"/>	<input type="text"/>	<input type="text"/>	<input type="checkbox"/> Yes <input checked="" type="checkbox"/> No
*RequestorID (Emp.ID)	Customer CBR TFN	*Nearest Intersection	*County	*RT/Lead	Service Order # (DCRIS)
<input type="text"/>	<input type="text"/>	<input type="text"/>	<input type="text"/>	<input type="text"/>	<input type="text"/>
*Directions			Township	Range	DCRIS SO Contact Date
<input type="text"/>			<input type="text"/>	<input type="text"/>	<input type="text"/>
			Section	Latitude	
			<input type="text"/>	<input type="text"/>	
			Subdivision	Longitude	
			<input type="text"/>	<input type="text"/>	

Add Work Detail

Status ID	Status Description	Add Attachment	*Notes to Contractor
<input type="text"/>	<input type="text"/>	<input type="text"/> Browse for file	
*Temp Drop Placed ?	HELD REASON	*Permit Required ? Yes	<input type="text"/>
<input type="checkbox"/> Yes <input checked="" type="checkbox"/> No	<input type="text"/>	Select type: <input type="checkbox"/> State Permit <input type="checkbox"/> County Permit	
*One Call Ref. Number	*One Call Date & Time	*Construction Area Marked ?	
<input type="text"/>	<input type="text"/>	<input type="checkbox"/> Yes <input checked="" type="checkbox"/> No	
*Footage Est.	*Feeding Facility	*Drop Cable No. of Pairs	
<input type="text"/>	<input type="text"/>	<input type="text"/>	
Bore Footage Est.	Road Type	Cross or Parallel Road	
<input type="text"/>	<input type="text"/>	<input type="text"/>	
Station Work Req.	Customer Provided Trench?	Nid Required	
<input type="checkbox"/> Yes <input checked="" type="checkbox"/> No	<input type="checkbox"/> Yes <input checked="" type="checkbox"/> No	<input type="checkbox"/> Yes <input checked="" type="checkbox"/> No	
Customer Provided Conduit ?	Ground Rod	*Customer Permission ?	
<input type="checkbox"/> Yes <input checked="" type="checkbox"/> No	<input type="checkbox"/> Yes <input checked="" type="checkbox"/> No	<input type="checkbox"/> Yes <input checked="" type="checkbox"/> No	

LOG

Log: System Entries	Enter Comment	Append Log
<input type="text"/>	<input type="text"/>	

SUBMIT

SAVE & +

RESET

CANCEL

SUBMIT

SAVE & ADD ANOTHER

RESET FORM

CANCEL



Welcome, Drop Clerk's Name

DASHBOARD

ADD WORK TICKET

SEARCH

USER PROFILE

TICKET DETAILS

Exchange Work Groups

BDWO Ticket ID #####

Work Type

Local Manager

Local Manager's Name

OSP Engineer

OSP Engineer's Name

Const./Eng Project Manager

Const./Eng Project Manager's Name

Escalate BDWO ?

Yes No

Escalation Reason

Contractor Name

Contractor Company Name

NPANXX Exchange

111222 Exchange

Region

Region Name

District #

12345

District OPS

District OPS

Standard Interval (Days) Drop Ft. Allowed

5 days 150 ft.

BU for Units

123456789

Customer Information

BDWO Ticket No.: #####
Origin Date & Time: mm/dd/yyyy hh:mm:ss

***Work Type** **Status ID** **Status Description**

***Exchange** ***Customer Phone No.** ***Customer Name.**

***Terminal (Pedestal)** ***House Number** ***Street Name** ***City** ***State**

***RequestorID (Emp.ID)** **Customer CBR TFN** ***Nearest Intersection** ***County** ***Rt/Lead**

***Directions**

Original Commitment **Revised Commitment**

Township **Range**

Section **Latitude**

Subdivision **Longitude**

Customer Billing Required ? Yes No

Customer Approved Billing? Yes No

SLA Exclusion ? Yes No

Service Order # (DCRIS)

DCRIS SO Contact Date

Work Detail

Status ID **Status Description**

***Temp Drop Placed ?** Yes No **HELD REASON**

***One Call Ref. Number** ***One Call Date & Time** ***Construction Area Marked ?** Yes No

***Footage Est.** ***Feeding Facility** ***Drop Cable No. of Pairs** **Station Work Req.** Yes No **Customer Provided Trench?** Yes No **Nid Required** Yes No ***Easement Required ?** Yes No

Bore Footage Est. **Road Type** **Cross or Parallel Road** **Customer Provided Conduit ?** Yes No **Ground Rod** Yes No ***Customer Permission ?** Yes No

Add Attachment

***Permit Required ?** **Select type:** State Permit County Permit

***Notes to Contractor**

Contractor Updates

Viewed / Accepted by Contractor: mm/dd/yyyy hh:mm:ss **Contractor Completion Date**

Contractor Crew **Footage Placed**

Redispatch Required ? Yes No

Local Manager Updates

Approved by Local Manager mm/dd/yyyy hh:mm:ss

Redispatch # (WFM)

Engineering Updates

Closed by Engineering mm/dd/yyyy hh:mm:ss

JobTrac Work Order #

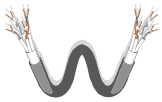
LOG

Log: System Entries

Enter Comment

SUBMIT

CANCEL



Welcome, Drop Clerk's Name

DASHBOARD

ADD WORK TICKET

SEARCH

USER PROFILE

SEARCH

SEARCH OPTIONS: Pending Only Held Only History (Closed) Only All Statuses

Date Completed to

Date Created to 2/7/2006



SUBMIT SEARCH

RESET FORM

CANCEL

BDWO Ticket ID

Work Type

Exchange

JobTrac Work Order #

Redispatch # (WFM)

RequestorID (Emp.ID)

Customer Phone No.

Customer Name.

City

State

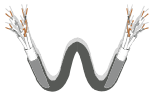
DCRIS SO #

House Number

Street Name

County

Subdivision



Welcome, Drop Clerk's Name

DASHBOARD

ADD WORK TICKET

SEARCH

USER PROFILE

SEARCH

SEARCH OPTIONS: Pending Only Held Only History (Closed) Only All Statuses

Date Completed to

Date Created to

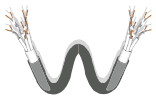
BDWO Ticket ID Work Type Exchange JobTrac Work Order # Redispatch # (WFM) RequestorID (Emp.ID)

Customer Phone No. Customer Name. City State DCRIS SO #

House Number Street Name County Subdivision

SEARCH: Summary

	BDWO Ticket ID	Work Type	Status ID	Status Description	Held Reason	NPANXX	Exchange	Origin Date & Time	State	County	Customer Name.	Customer Phone No.	Age	Original Commitment	Revised Commitment	Drop Completion Date	Viewed / Accepted by Contractor	RequestorID (Emp.ID)
<input checked="" type="checkbox"/>	1																	
<input checked="" type="checkbox"/>	2																	
<input checked="" type="checkbox"/>	3																	
<input checked="" type="checkbox"/>																		
<input checked="" type="checkbox"/>																		
<input checked="" type="checkbox"/>																		
<input checked="" type="checkbox"/>																		
<input checked="" type="checkbox"/>																		



Welcome, Drop Clerk's Name

DASHBOARD

ADD WORK TICKET

SEARCH

USER PROFILE

User Profile

View your information below. You may update your password.

MY PROFILE:

USER ID / Employee Number: E0000000

Email Address: your.email@windstream.com

Job Title: Role of Specialist

Employee Name: First Name Last Name

Employee Phone No: 678-351-0000

Work Area: City, State


PASSWORD INFORMATION:

Enter Password

Re-type Password to Confirm

SUBMIT

CANCEL



Welcome, Local Manager's Name	DASHBOARD	ADD WORK TICKET	SEARCH	USER PROFILE	
-------------------------------	-----------	-----------------	--------	--------------	--

TICKET DETAILS

Exchange Work Groups

BDWO Ticket ID

Work Type

Local Manager

Footage Placed

OSP Engineer

OSP Engineer

Const./Eng Project Manager

Const./Eng Project Manager

Escalate BDWO ?

Yes No

Escalation Reason

Contractor Name

Contractor Name

NPANXX Exchange

NPANXX Exchange

Region

Region

District #

District #

District OPS

District OPS

Standard Interval (Days)

Drop Ft. Allowed

Standard Interval (Days)

Drop Ft. Allowed

BU for Units

BU for Units

Customer Information

BDWO Ticket No.: #####

Origin Date & Time: mm/dd/yyyy hh:mm:ss

***Work Type** Status ID Status Description

***Exchange** *Customer Phone No. *Customer Name.

***Terminal (Pedestal)** *House Number *Street Name *City *State

***RequestorID (Emp.ID)** Customer CBR TFN *Nearest Intersection *County *Rt/Lead

***Directions**

Original Commitment Revised Commitment

Township Range

Section Latitude

Subdivision Longitude

Customer Billing Required ?

Customer Approved Billing?

SLA Exclusion ?

Service Order # (DCRIS)

DCRIS SO Contact Date

Work Detail

Status ID Status Description

*Temp Drop Placed ? HELD REASON

*One Call Ref. Number *One Call Date & Time *Construction Area Marked ?

*Footage Est. *Feeding Facility *Drop Cable No. of Pairs Station Work Req. Customer Provided Trench? Nid Required *Easement Required ?

Bore Footage Est. Road Type Cross or Parallel Road Customer Provided Conduit? Ground Rod *Customer Permission ?

Add Attachment

*Notes to Contractor

Contractor Updates

Viewed / Accepted by Contractor: mm/dd/yyyy hh:mm:ss

Contractor Completion Date

Contractor Crew Footage Placed

Redispatch Required ?

Local Manager Updates

Approved by Local Manager mm/dd/yyyy hh:mm:ss

Redispatch # (WFM)

Engineering Updates

Closed by Engineering mm/dd/yyyy hh:mm:ss

JobTrac Work Order #

LOG

Log: System Entries

Enter Comment

Append Log

APPROVE DENY CLOSE CANCEL



Welcome, Engineer's Name	DASHBOARD	ADD WORK TICKET	SEARCH	USER PROFILE	
--------------------------	-----------	-----------------	--------	--------------	--

TICKET DETAILS

Exchange Work Groups

BDWO Ticket ID #####

Work Type

Local Manager

Local Manager's Name

OSP Engineer

OSP Engineer's Name

Const./Eng Project Manager

Const./Eng Project Manager's Name

Escalate BDWO ?

Yes No

Escalation Reason

Contractor Name

Contractor Company Name

NPANXX Exchange

111222 Exchange

Region

Region Name

District #

12345

District OPS

District OPS

Standard Interval (Days) Drop Ft. Allowed

5 days 150 ft.

BU for Units

123456789

Customer Information

BDWO Ticket No.: #####

Origin Date & Time: mm/dd/yyyy hh:mm:ss

*Work Type *Work Type	Status ID Status ID	Status Description Status Description			Original Commitment Original Commitment	Revised Commitment Revised Commitment	Customer Billing Required? <input type="checkbox"/> Yes <input checked="" type="checkbox"/> No
*Exchange *Exchange	*Customer Phone No. *Customer Phone No.	*Customer Name *Customer Name					Customer Approved Billing? <input type="checkbox"/> Yes <input checked="" type="checkbox"/> No
*Terminal (Pedestal) *Terminal (Pedestal)	*House Number *House Number	*Street Name *Street Name	*City *City	*State *State	Township Township	Range Range	SLA Exclusion ? <input type="checkbox"/> Yes <input checked="" type="checkbox"/> No
*RequestorID (Emp.ID) *RequestorID (Emp.ID)	Customer CBR TFN Customer CBR TFN	*Nearest Intersection *Nearest Intersection	*County *County	*RU/Lead *RU/Lead	Section Section	Latitude Latitude	Service Order # (DCRIS) Service Order # (DCRIS)
*Directions *Directions*Directions*Directions*Directions*Directions							
			Subdivision Subdivision	Longitude Longitude	DCRIS SO Contact Date DCRIS SO Contact Date		

Work Detail

Status ID Status ID	Status Description Status Description	Add Attachment Browse for file		*Notes to Contractor *Notes to Contractor*Notes to Contractor*Notes to Contractor*Notes to Contractor			
*Temp Drop Placed ? <input type="checkbox"/> Yes <input checked="" type="checkbox"/> No	HELD REASON HELD REASON	*Permit Required ? Select type: <input type="checkbox"/> State Permit <input type="checkbox"/> County Permit					
*One Call Ref. Number *One Call Ref. Number	*One Call Date & Time *One Call Date & Time	*Construction Area Marked ? <input type="checkbox"/> Yes <input checked="" type="checkbox"/> No					
*Footage Est. *Footage Est.	*Feeding Facility *Feeding Facility	*Drop Cable No. of Pairs *Drop Cable No. of Pairs	Station Work Req. <input type="checkbox"/> Yes <input checked="" type="checkbox"/> No	Customer Provided Trench? <input type="checkbox"/> Yes <input checked="" type="checkbox"/> No	Nid Required <input type="checkbox"/> Yes <input checked="" type="checkbox"/> No	*Easement Required ? <input type="checkbox"/> Yes <input checked="" type="checkbox"/> No	
Bore Footage Est. Bore Footage Est.	Road Type Road Type	Cross or Parallel Road Cross or Parallel Road	Customer Provided Conduit? <input type="checkbox"/> Yes <input checked="" type="checkbox"/> No	Ground Rod <input type="checkbox"/> Yes <input checked="" type="checkbox"/> No	*Customer Permission ? <input type="checkbox"/> Yes <input checked="" type="checkbox"/> No		

Contractor Updates

Viewed / Accepted by Contractor: mm/dd/yyyy hh:mm:ss

Contractor Completion Date

Contractor Crew
Crew B

Footage Placed
178 ft

Redispatch Required?
 Yes No

Local Manager Updates

Approved by Local Manager mm/dd/yyyy hh:mm:ss

Redispatch # (WFM)

Redispatch # (WFM)

Engineering Updates

Closed by Engineering mm/dd/yyyy hh:mm:ss

JobTrac Work Order #

JobTrac Work Order #

LOG

Log: System Entries

Enter Comment

Append Log

[APPROVE](#) |
 [REJECT](#) |
 [CLOSE](#) |
 [CANCEL](#)



Welcome, Contractor's Name	DASHBOARD	ADD WORK TICKET	SEARCH	USER PROFILE	
----------------------------	-----------	-----------------	--------	--------------	--

TICKET DETAILS

Exchange Work Groups

BDWO Ticket ID

Work Type

Local Manager

Footage Placed

OSP Engineer

OSP Engineer

Const./Eng Project Manager

Const./Eng Project Manager

Escalate BDWO ?

Yes No

Escalation Reason

Contractor Name

Contractor Name

NPANXX Exchange

NPANXX Exchange

Region

Region

District #

District #

District OPS

District OPS

Standard Interval (Days)

Drop Ft. Allowed

Standard Interval (Days)

Drop Ft. Allowed

BU for Units

BU for Units

Customer Information

BDWO Ticket No.: #####

Origin Date & Time: mm/dd/yyyy hh:mm:ss

***Work Type** Status ID Status Description

***Exchange** *Customer Phone No. *Customer Name.

***Terminal (Pedestal)** *House Number *Street Name *City *State

***RequestorID (Emp.ID)** Customer CBR TFN *Nearest Intersection *County *Rt/Lead

***Directions**

Original Commitment Revised Commitment

Township Range

Section Latitude

Subdivision Longitude

Customer Billing Required? Yes No

Customer Approved Billing? Yes No

SLA Exclusion? Yes No

Service Order # (DCRIS)

DCRIS SO Contact Date

Work Detail

Status ID Status Description

Add Attachment

*Temp Drop Placed? HELD REASON

*One Call Ref. Number *One Call Date & Time *Construction Area Marked?

*Footage Est. *Feeding Facility *Drop Cable No. of Pairs Station Work Req. Customer Provided Trench? Nid Required *Easement Required?

Bore Footage Est. Road Type Cross or Parallel Road Customer Provided Conduit? Ground Rod *Customer Permission?

*Notes to Contractor

Contractor Updates

Viewed / Accepted by Contractor: mm/dd/yyyy hh:mm:ss

Contractor Crew Footage Placed Contractor Completion Date Redispatch Required?

LOG

Log: System Entries

Enter Comment

Append Log

CLOSE CANCEL